



4900 CORREDERA HI
Recomendaciones de mantenimiento

4900 HI SLIDING
Maintenance recommendations

INTRODUCTION

Due to the dirt and dust usually found during the installation phase it is necessary to carry out appropriate maintenance and cleaning. This must also be maintained to keep the functional and aesthetic qualities of the aluminum carpentry.

CLEANING AND MAINTENANCE

The following elements must **NOT** be used:

- Sharp tools such as knives, trowels, etc.
- Steel wool or abrasive sponges.
- Aggressive bath cleaners or solutions for lacquer, can cause permanent damage.

The following elements **CAN** be used:

- Warm water (with 2% of mild soap).
- Soft sponge.
- Cleaning cloth.
- Absorbent paper.
- Steam cleaners.
- Vacuum cleaner (to vacuum the dust between the gasket and the outer wall of the frame).



4900 CORREDERA HI
Recomendaciones de mantenimiento

4900 HI SLIDING
Maintenance recommendations

1. CLEANING OF INTERIOR AREAS

Use some a vacuum, to clean the gaskets and chamber between the sash and frame to remove the dust and foreign bodies which have accumulated during the construction phase. A brush or a paintbrush can also be used.

Lubricate the friction elements such as hinges, handles, lock and any other moving mechanism with lubricant (for example 3 in 1). It is not necessary in the return angles and these are permanently greased.

This needs to be repeated every six months after the first application.

2. CLEANING OF FRAMES AND GLASS

Drench a sponge (soft) in warm water with soap, rub the frames smoothly (inner and outer side). Afterwards, apply a cleaning cloth, to remove the remainders of soap and water. Finally, apply a dry cloth (or kitchen paper), to complete the cleaning and drying.

Steam cleaning can be applied instead of warm water with soap..

This operation should be repeated monthly with each window.

Concluding observations:

- In areas close to highways, coast line or industrial areas, the maintenance of the windows should be increased.
- Before beginning any work close to the window, it should be protected from dirt which can be originated from the site. Use plastics and weatherstripping as required.

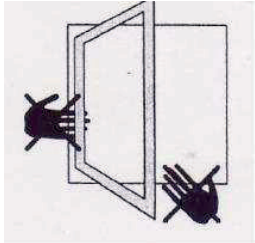
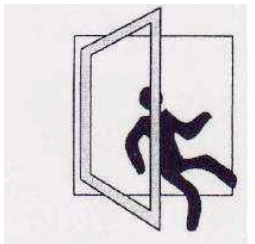
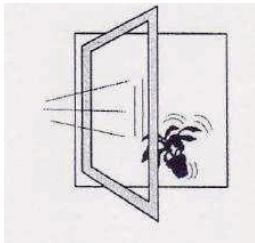


4900 CORREDERA HI
Recomendaciones de mantenimiento

4900 HI SLIDING
Maintenance recommendations

DANGERS THAT SHOULD BE TAKEN INTO CONSIDERATION WHEN HANDLING THE WINDOWS

Safety recommendations when handling and using the windows.

| | |
|---|---|
|  | <p>Danger of being caught</p> <p>Pay attention to the possibility of being caught between the frame and the sash, when handling the windows.</p> |
|  | <p>Danger of falling</p> <p>An open window poses a risk of people falling out of them. Pay special attention to children.</p> |
|  | <p>Danger of falling objects</p> <p>Be aware of objects falling out of an open window, especially during cleaning or maintenance.</p> |

GLAZING

In order to achieve an ideal acoustic and thermal insulation, the **4900 HI Sliding System** must always be double-glazed, must have the corresponding CE Seal which declares its performance.

Additionally the glazing must always be done following the guidelines in the glazing section.